

REVISION TRANSMITTAL

This sheet transmits Revision 1 to CIL-25-03, which:

- A. Updated aircraft effectivities.

NOTE: This revision replaces the original release of CIL-25-03 in its entirety.

REVISION COMPLIANCE

No effect.

LOG OF REVISIONS

Original Issue	August 12, 2020
Revision 1	October 8, 2020

TITLE

EQUIPMENT/FURNISHINGS - SEAT PAN TILT BLOCKING TAB INSTALLATION

EFFECTIVITY

MODEL	SERIAL NUMBERS
525 (M2)	-1026 thru -1055
525B (CJ3+)	-0582 thru -0616
525C (CJ4)	-0302 thru -0331
560XL (Citation XLS+)	-6274 thru -6289
680 (Citation Sovereign)	-0588 thru -0593
680A (Citation Latitude)	-0194 thru -0251
700 (Citation Longitude)	-0022 thru -0031

REASON

The cable end fitting that is used to actuate the seat pan tilt can be rotated or moved into a position that inadvertently actuates the tilt mechanism.

DESCRIPTION

This service document provides instructions to install a blocking tab on the cable end fitting to prevent it from rotating.

COMPLIANCE

INFORMATIONAL. This service document is for informational purposes only.

REFERENCES

Millennium Service Bulletin SB2049-25-20-04 rev. IR (or latest revision).

Millennium Service Bulletin SB2050-25-20-03 rev. IR (or latest revision).

PUBLICATIONS AFFECTED

None

MATERIAL INFORMATION

Material required per the Millennium Service Bulletin is available through Textron Aviation as MKIT2049-25-2004

NOTE: Each kit contains parts for one seat only.

* Please contact Textron Aviation Parts Distribution for current cost and availability of parts listed in this service document. Phone at 1-800-835-4000 (Domestic) or 1-316-517-5603 (International). Send email to: parts@txtav.com.

Based on availability and lead times, parts may require advanced scheduling.

Original Issue - August 12, 2020
Revision 1 - October 8, 2020

CIL-25-03
Page 1 of 1

Textron Aviation Customer Service, P.O. Box 7706, Wichita, KS 67277, U.S.A. 1-316-517-5800

This document contains technical data and is subject to U.S. export regulations. This information has been exported from the United States in accordance with export administration regulations. Diversion contrary to U.S. law is prohibited. ECCN: 9E991

TITLE

EQUIPMENT/FURNISHINGS - SEAT PAN TILT BLOCKING TAB INSTALLATION

TO:

Aircraft Owner Citation Model 525, 525B, 525C, 560XL, 680, 680A, 700

REASON

The cable end fitting that is used to actuate the seat pan tilt can be rotated or moved into a position that inadvertently actuates the tilt mechanism.

COMPLIANCE

INFORMATIONAL. This service document is for informational purposes only.

LABOR HOURS

WORK PHASE	LABOR-HOURS
Modification	0.25


MATERIAL AVAILABILITY

PART NUMBER	AVAILABILITY	COST
MKIT2049-25-2004	*	*

WARRANTY

None

NOTE: As a convenience, service documents are now available online to all our customers through a simple, free-of-charge registration process. If you would like to sign up, please visit the Customer Access link at www.txtavsupport.com to register.



MILLENNIUM

9050 W. MONROE CIRCLE
WICHITA, KS 67209 316-821-9300

SERVICE BULLETIN


Model 2050 Seating System: Seat Pan Tilt Blocking Tab Installation

Document No: SB2050-25-20-03
Revision: IR
Date: 1/15/2020

RELEASED DATA

JAN 29 2020

MILLENNIUM CONCEPTS

Prepared By: 
Doan Vo


Date: 1/15/2020

Reviewed By: 
Tom Wright

Date: 1-24-2020

Approved By: 
Kevin Reifschneider

Date: JAN 28 2020

 MILLENNIUM <small>9050 W. MONROE CIRCLE WICHITA, KS 67209 316-821-9300</small>	Model 2050 Seating System: Seat Pan Tilt Blocking Tab Installation	Doc.	SB2050-25-20-03
		Rev.	IR
		Date	1/15/2020

REVISION RECORD

Revision	Description	Approval
IR	Initial Release	See Cover Page for Initial Release



 MILLENNIUM <small>9050 W. MONROE CIRCLE WICHITA, KS 67209 316-821-9300</small>	Model 2050 Seating System: Seat Pan Tilt Blocking Tab Installation	Doc.	SB2050-25-20-03
		Rev.	IR
		Date	1/15/2020

TABLE OF CONTENTS

1.0	PLANNING INFORMATION	3
2.0	MATERIAL INFORMATION.....	5
3.0	ACCOMPLISHMENT INSTRUCTIONS	6
3.1	Service Work Procedures	6
3.1.1	Blocking Tab Installation Procedures:.....	6
3.1.2	Modification ID Label Installation Procedures:	8
4.0	QUALITY ASSURANCE	9

 MILLENNIUM <small>9050 W. MONROE CIRCLE WICHITA, KS 67209 316-821-9300</small>	Model 2050 Seating System: Seat Pan Tilt Blocking Tab Installation	Doc.	SB2050-25-20-03
		Rev.	IR
		Date	1/15/2020

1.0 PLANNING INFORMATION

A. Effectivity, Eligibility

- (1) This service bulletin (SB) applies to the Millennium Concepts Model 2050 Seating System.
 - Effective for Seat Serial Number Range: MCI C000001 thru MCI C000525

B. Summary and Purpose


- (1) Summary: The cable end fitting that is used to actuate the seat pan tilt can be rotated or moved into a position that inadvertently actuates the tilt mechanism. This event has no significant consequence to seat's ability to safely withstand the static or dynamic load reactions.
- (2) Purpose: The blocking tab is used to retain the seat pan tilt cable end fitting and prevent it from rotating and causing the actuation.
- (3) Execution: This SB provides instructions to install the blocking tab

C. Compliance

- (1) Compliance with this service bulletin is **Optional**. The seat certification status and compliance to the FAA TSO remains intact with or without the incorporation of this SB.

D. Airworthiness Directive

There are no airworthiness directives (AD) associated with this modification.

 MILLENNIUM <small>9050 W. MONROE CIRCLE WICHITA, KS 67209 316-821-9300</small>	Model 2050 Seating System: Seat Pan Tilt Blocking Tab Installation	Doc.	SB2050-25-20-03
		Rev.	IR
		Date	1/15/2020

E. Manpower

TABLE 1 APPROXIMATE MODIFICATION TIME

	Approximate man hours (hr:min)
Installation of Blocking Tab	0:10
Installation of SB placard	0:05
Inspection	
TOTAL MAN HOURS PER SEAT	0:15

J. Weight and Balance

(1) Weight Change: Non significant

(2) Moment Change: Non significant

K. Electrical Load Data

Not applicable

L. Software

Not applicable

M. References


Not applicable

N. Publications Affected

Not applicable

O. Interchangeability of parts

Not applicable

 MILLENNIUM <small>9050 W. MONROE CIRCLE WICHITA, KS 67209 316-821-9300</small>	Model 2050 Seating System: Seat Pan Tilt Blocking Tab Installation	Doc.	SB2050-25-20-03
		Rev.	IR
		Date	1/15/2020

2.0 MATERIAL INFORMATION

A. Material – Price and Availability

Modification kits and service bulletin are available free of charge

B. Material

(1) Modification Kit: P/N MKIT2049-25-20-04

Note: Each modification kit addresses one seat.

Table 2 Modification Kit, P/N MKIT2049-25-20-04

New Part No.	Description	Qty
2049-2510481-001	BLOCKING TAB	2
NAS1351-3-8	SCREW	2
MS35338-43	WASHER	2
NAS1149F0332P	WASHER	2
NAS1149F0363P	WASHER	2
9000-1130008-001	MODIFICATION ID LABEL	1
9000-1130008-003	MODIFICATION ID LABEL PROTECTIVE FILM	1

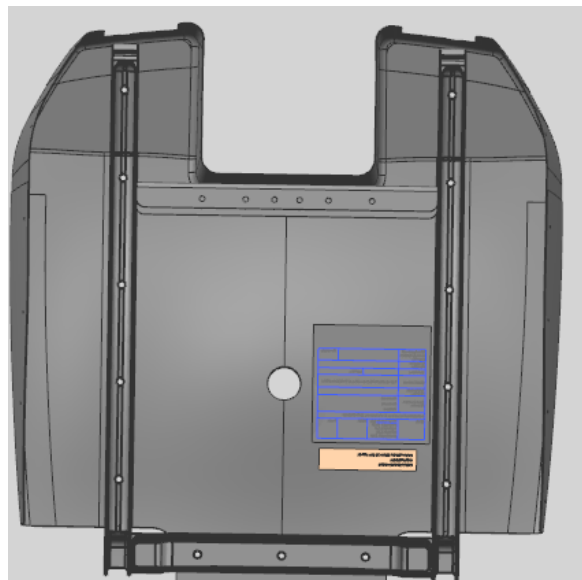



Figure 2.1 Modification ID Label and Protective Film Location

The new SB label should be installed on the bottom side of the composite seat pan as close to the existing seat ID label as space allows.

 MILLENNIUM <small>9050 W. MONROE CIRCLE WICHITA, KS 67209 316-821-9300</small>	Model 2050 Seating System: Seat Pan Tilt Blocking Tab Installation	Doc.	SB2050-25-20-03
		Rev.	IR
		Date	1/15/2020

C. Tools

(1) 5/32” L-style ball-end hex-key

D. Warranty Statement

As per Agreement between Millennium Concepts, Inc. and Textron Aviation

3.0 ACCOMPLISHMENT INSTRUCTIONS

Modifications should only be carried out by a mechanic/technician experienced with aircraft mechanical assemblies.

It is recommended that the mechanic / technician review the entire service bulletin before commencing with the modification.


Any questions relating to this service bulletin should be directed to eng@millennium.aero.

3.1 Service Work Procedures

Note that this condition can also be remedied by simply rotating the cable end fittings to the position shown in Figure 3.2; however, this remedy does not prevent the fitting from rotating or being forced back to the discrepant position.

3.1.1 Blocking Tab Installation Procedures:

- A. The modification to the seat shall be performed outside the airplane (i.e. seat not installed).
- B. For best access it is recommended to adjust the seat to highest position with the seat pan tilt option adjusted “full up”.
- C. Stack the blocking tab with screw and washers per Figure 3.1
- D. Locate and orient the cable end fitting per Figure 3.2.
- E. Orient the blocking tab per Figure 3.3
- F. Install the blocking tab onto the cable end fitting using unused threaded hole in the cable end fitting (both sides). See Figure 3.2.
- G. Final check installation. See Figure 3.4 for the final configuration.

 MILLENNIUM <small>9050 W. MONROE CIRCLE WICHITA, KS 67209 316-821-9300</small>	Model 2050 Seating System: Seat Pan Tilt Blocking Tab Installation	Doc.	SB2050-25-20-03
		Rev.	IR
		Date	1/15/2020

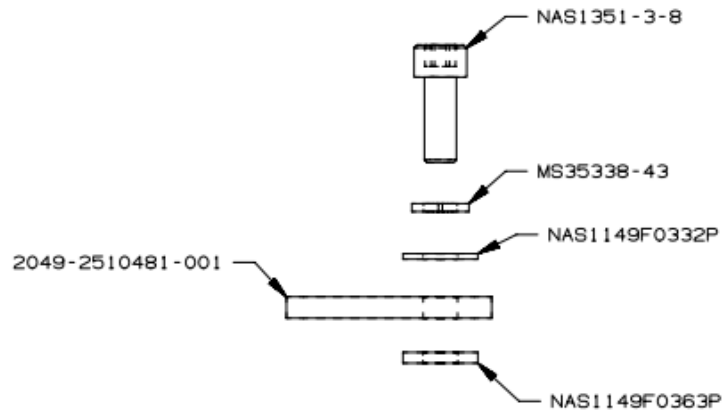


Figure 3.1 Stack-up Sequence





Figure 3.2 Cable End Fitting

 MILLENNIUM <small>9050 W. MONROE CIRCLE WICHITA, KS 67209 316-821-9300</small>	Model 2050 Seating System: Seat Pan Tilt Blocking Tab Installation	Doc.	SB2050-25-20-03
		Rev.	IR
		Date	1/15/2020

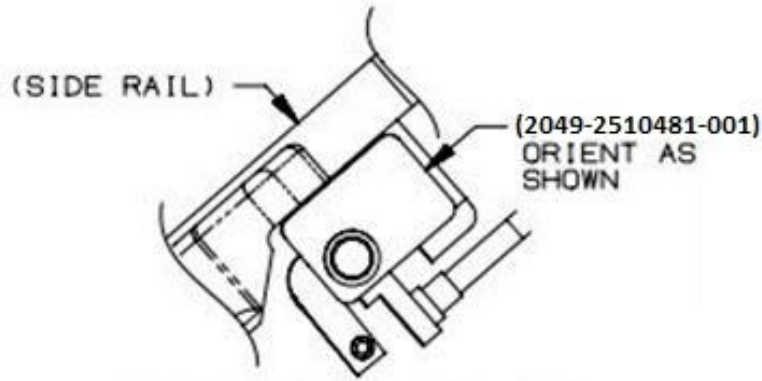


Figure 3.3 Blocking Tab Orientation





Figure 3.4 Blocking Tab Installed

3.1.2 Modification ID Label Installation Procedures:


- A. Install 9000-1130008-001 Modification ID Label adjacent to the existing TSO ID label (or adjacent to existing modification labels) approximately as shown in Figure 2.1

 MILLENNIUM <small>9050 W. MONROE CIRCLE WICHITA, KS 67209 316-821-9300</small>	Model 2050 Seating System: Seat Pan Tilt Blocking Tab Installation	Doc.	SB2050-25-20-03
		Rev.	IR
		Date	1/15/2020

and apply the 9000-1130008-003 Protective film over the new label, approximately centered.

4.0 QUALITY ASSURANCE

- A. The service bulletin must be carried out under the direction of a quality assurance department.
- B. Upon completion of this service bulletin, approval for release per 14 CFR 43.5 shall be appropriately documented.
- C. The Service Bulletin Execution Form must be completed, signed and returned to Millennium when the Return to Service Approval has been completed.

 MILLENNIUM <small>9050 W. MONROE CIRCLE WICHITA, KS 67209 316-821-9300</small>	Model 2050 Seating System: Seat Pan Tilt Blocking Tab Installation	Doc.	SB2050-25-20-03
		Rev.	IR
		Date	1/15/2020



Mail, E-mail or Fax copy of this executed form to:

Millennium Concepts, Inc.
 Attention: Document Control
 9050 W. Monroe Circle
 Wichita, KS 67209
 United States of America

Email: DocControl@millennium.aero
 PH: +1 (316) 821-9300
 FAX: +1 (316) 821-9384

Organization:	
Work Authorized by:	<i>(name, title, date)</i>
Prepared by:	<i>(name, title, date)</i>
Comments:	


List serial numbers of modified units:

Seat Serial No(s).		Aircraft Serial No.
LH:	RH:	
LH:	RH:	
LH:	RH:	
LH:	RH:	
LH:	RH:	
LH:	RH:	
LH:	RH:	
LH:	RH:	
LH:	RH:	
LH:	RH:	
LH:	RH:	

Modification / work accomplished by: _____
Technician Date

Modification / work inspected by: _____
Inspector Date

THIS DOCUMENT CONTAINS INFORMATION OF A PROPRIETARY NATURE AND SHALL NOT BE TRANSMITTED, REVEALED, OR DISCLOSED TO ANYONE WITHOUT THE EXPRESS WRITTEN PERMISSION OF MILLENNIUM CONCEPTS, INC. ADDITIONALLY, USE OF THE INFORMATION IS PROHIBITED EXCEPT WHEN EXPRESSLY AUTHORIZED BY MILLENNIUM CONCEPTS, INC.



MILLENNIUM

9050 W. MONROE CIRCLE
WICHITA, KS 67209 316-821-9300

SERVICE BULLETIN


Model 2049 Seating System: Seat Pan Tilt Blocking Tab Installation


Document No: SB2049-25-20-04
Revision: IR
Date: 1/9/2020

RELEASED DATA


JAN 29 2020

MILLENNIUM CONCEPTS

Prepared By:  Date: 1/9/2020
Doan Vo

Reviewed By:  Date: 1-21-2020
Tom Wright

Approved By:  Date: JAN 29 2020
Kevin Reifschneider

 MILLENNIUM <small>9050 W. MONROE CIRCLE WICHITA, KS 67209 316-821-9300</small>	Model 2049 Seating System: Seat Pan Tilt Blocking Tab Installation	Doc.	SB2049-25-20-04
		Rev.	IR
		Date	1/9/2020

REVISION RECORD

Revision	Description	Approval
IR	Initial Release	See Cover Page for Initial Release



 MILLENNIUM <small>9050 W. MONROE CIRCLE WICHITA, KS 67209 316-821-9300</small>	Model 2049 Seating System: Seat Pan Tilt Blocking Tab Installation	Doc.	SB2049-25-20-04
		Rev.	IR
		Date	1/9/2020

TABLE OF CONTENTS

1.0	PLANNING INFORMATION	3
2.0	MATERIAL INFORMATION.....	5
3.0	ACCOMPLISHMENT INSTRUCTIONS.....	6
3.1	Service Work Procedures	6
3.1.1	Blocking Tab Installation Procedures:.....	6
3.1.2	Modification ID Label Installation Procedures:	8
4.0	QUALITY ASSURANCE	9

 MILLENNIUM <small>9050 W. MONROE CIRCLE WICHITA, KS 67209 316-821-9300</small>	Model 2049 Seating System: Seat Pan Tilt Blocking Tab Installation	Doc.	SB2049-25-20-04
		Rev.	IR
		Date	1/9/2020

1.0 PLANNING INFORMATION

A. Effectivity, Eligibility

- (1) This service bulletin (SB) applies to the Millennium Concepts Model 2049 Seating System.
 - Effective for Seat Serial Number Range: MCI C000001 thru MCI C000525

B. Summary and Purpose


- (1) Summary: The cable end fitting that is used to actuate the seat pan tilt can be rotated or moved into a position that inadvertently actuates the tilt mechanism. This event has no significant consequence to seat's ability to safely withstand the static or dynamic load reactions.
- (2) Purpose: The blocking tab is used to retain the seat pan tilt cable end fitting and prevent it from rotating and causing the actuation.
- (3) Execution: This SB provides instructions to install the blocking tab

C. Compliance

- (1) Compliance with this service bulletin is **Optional**. The seat certification status and compliance to the FAA TSO remains intact with or without the incorporation of this SB.

D. Airworthiness Directive

There are no airworthiness directives (AD) associated with this modification.

 MILLENNIUM <small>9050 W. MONROE CIRCLE WICHITA, KS 67209 316-821-9300</small>	Model 2049 Seating System: Seat Pan Tilt Blocking Tab Installation	Doc.	SB2049-25-20-04
		Rev.	IR
		Date	1/9/2020

E. Manpower

TABLE 1 APPROXIMATE MODIFICATION TIME

	Approximate man hours (hr:min)
Installation of Blocking Tab	0:10
Installation of SB placard	0:05
Inspection	
TOTAL MAN HOURS PER SEAT	0:15

J. Weight and Balance

(1) Weight Change: Non significant

(2) Moment Change: Non significant

K. Electrical Load Data

Not applicable

L. Software

Not applicable

M. References


Not applicable

N. Publications Affected

Not applicable

O. Interchangeability of parts

Not applicable

 MILLENNIUM <small>9050 W. MONROE CIRCLE WICHITA, KS 67209 316-821-9300</small>	Model 2049 Seating System: Seat Pan Tilt Blocking Tab Installation	Doc.	SB2049-25-20-04
		Rev.	IR
		Date	1/9/2020

2.0 MATERIAL INFORMATION

A. Material – Price and Availability

Modification kits and service bulletin are available free of charge

B. Material

(1) Modification Kit: P/N MKIT2049-25-20-04

Note: Each modification kit addresses one seat.

Table 2 Modification Kit, P/N MKIT2049-25-20-04

New Part No.	Description	Qty
2049-2510481-001	BLOCKING TAB	2
NAS1351-3-8	SCREW	2
MS35338-43	WASHER	2
NAS1149F0332P	WASHER	2
NAS1149F0363P	WASHER	2
9000-1130008-001	MODIFICATION ID LABEL	1
9000-1130008-003	MODIFICATION ID LABEL PROTECTIVE FILM	1

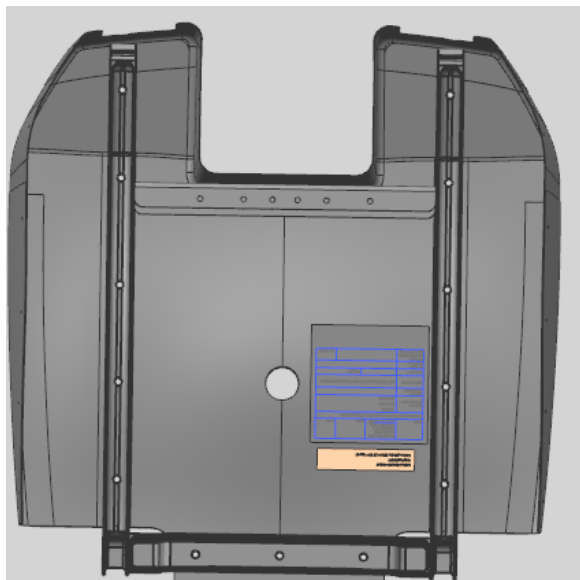



Figure 2.1 Modification ID Label and Protective Film Location

The new SB label should be installed on the bottom side of the composite seat pan as close to the existing seat ID label as space allows.

 MILLENNIUM <small>9050 W. MONROE CIRCLE WICHITA, KS 67209 316-821-9300</small>	Model 2049 Seating System: Seat Pan Tilt Blocking Tab Installation	Doc.	SB2049-25-20-04
		Rev.	IR
		Date	1/9/2020

C. Tools

(1) 5/32" L-style ball-end hex-key

D. Warranty Statement

As per Agreement between Millennium Concepts, Inc. and Textron Aviation

3.0 ACCOMPLISHMENT INSTRUCTIONS

Modifications should only be carried out by a mechanic/technician experienced with aircraft mechanical assemblies.

It is recommended that the mechanic / technician review the entire service bulletin before commencing with the modification.


Any questions relating to this service bulletin should be directed to eng@millennium.aero.

3.1 Service Work Procedures

Note that this condition can also be remedied by simply rotating the cable end fittings to the position shown in Figure 3.2; however, this remedy does not prevent the fitting from rotating or being forced back to the discrepant position.

3.1.1 Blocking Tab Installation Procedures:

- A. The modification to the seat shall be performed outside the airplane (i.e. seat not installed).
- B. For best access it is recommended to adjust the seat to highest position with the seat pan tilt option adjusted "full up".
- C. Stack the blocking tab with screw and washers per Figure 3.1
- D. Locate and orient the cable end fitting per Figure 3.2.
- E. Orient the blocking tab per Figure 3.3
- F. Install the blocking tab onto the cable end fitting using unused threaded hole in the cable end fitting (both sides). See Figure 3.2.
- G. Final check installation. See Figure 3.4 for the final configuration.

 MILLENNIUM <small>9050 W. MONROE CIRCLE WICHITA, KS 67209 316-821-9300</small>	Model 2049 Seating System: Seat Pan Tilt Blocking Tab Installation	Doc.	SB2049-25-20-04
		Rev.	IR
		Date	1/9/2020

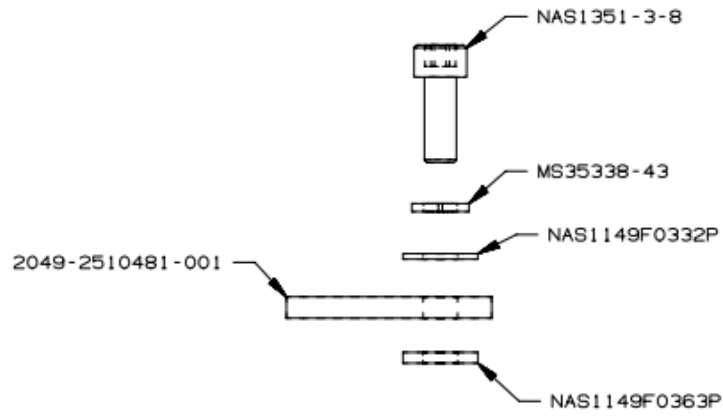


Figure 3.1 Stack-up Sequence





Figure 3.2 Cable End Fitting

 MILLENNIUM <small>9050 W. MONROE CIRCLE WICHITA, KS 67209 316-821-9300</small>	Model 2049 Seating System: Seat Pan Tilt Blocking Tab Installation		Doc.	SB2049-25-20-04
			Rev.	IR
			Date	1/9/2020

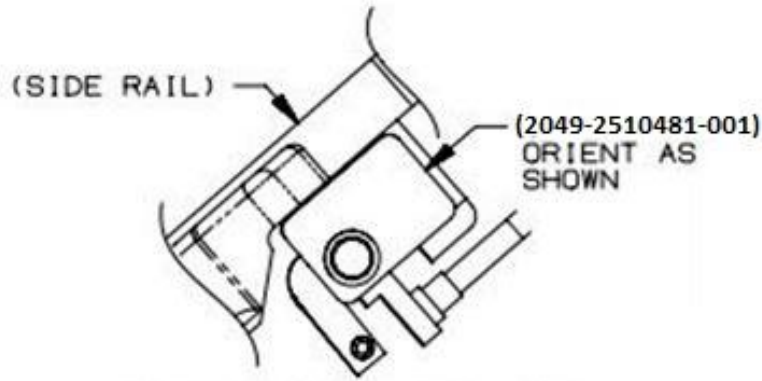



Figure 3.3 Blocking Tab Orientation



Figure 3.4 Blocking Tab Installed

3.1.2 Modification ID Label Installation Procedures:


- A. Install 9000-1130008-001 Modification ID Label adjacent to the existing TSO ID label (or adjacent to existing modification labels) approximately as shown in Figure 2.1

 MILLENNIUM <small>9050 W. MONROE CIRCLE WICHITA, KS 67209 316-821-9300</small>	Model 2049 Seating System: Seat Pan Tilt Blocking Tab Installation	Doc.	SB2049-25-20-04
		Rev.	IR
		Date	1/9/2020

and apply the 9000-1130008-003 Protective film over the new label, approximately centered.

4.0 QUALITY ASSURANCE

- A. The service bulletin must be carried out under the direction of a quality assurance department.
- B. Upon completion of this service bulletin, approval for release per 14 CFR 43.5 shall be appropriately documented.
- C. The Service Bulletin Execution Form must be completed, signed and returned to Millennium when the Return to Service Approval has been completed.

 MILLENNIUM <small>9050 W. MONROE CIRCLE WICHITA, KS 67209 316-821-9300</small>	Model 2049 Seating System: Seat Pan Tilt Blocking Tab Installation	Doc.	SB2049-25-20-04
		Rev.	IR
		Date	1/9/2020



Mail, E-mail or Fax copy of this executed form to:

Millennium Concepts, Inc.
 Attention: Document Control
 9050 W. Monroe Circle
 Wichita, KS 67209
 United States of America

Email: DocControl@millennium.aero
 PH: +1 (316) 821-9300
 FAX: +1 (316) 821-9384

Organization:	
Work Authorized by:	<i>(name, title, date)</i>
Prepared by:	<i>(name, title, date)</i>
Comments:	

List serial numbers of modified units:

Seat Serial No(s).		Aircraft Serial No.
LH:	RH:	
LH:	RH:	
LH:	RH:	
LH:	RH:	
LH:	RH:	
LH:	RH:	
LH:	RH:	
LH:	RH:	
LH:	RH:	
LH:	RH:	
LH:	RH:	

Modification / work accomplished by: _____
Technician Date

Modification / work inspected by: _____
Inspector Date

THIS DOCUMENT CONTAINS INFORMATION OF A PROPRIETARY NATURE AND SHALL NOT BE TRANSMITTED, REVEALED, OR DISCLOSED TO ANYONE WITHOUT THE EXPRESS WRITTEN PERMISSION OF MILLENNIUM CONCEPTS, INC. ADDITIONALLY, USE OF THE INFORMATION IS PROHIBITED EXCEPT WHEN EXPRESSLY AUTHORIZED BY MILLENNIUM CONCEPTS, INC.

